

CURRICULUM KNOWLEDGE ORGANISER

ART



YEAR 3: AUTUMN TERM

ART: APPLIQUE

To learn about artists, craftmakers and designers linked to each area of learning and their impact on art history and use their techniques to influence their own artwork in their final piece. Select and arrange materials for a striking impact by use different fabric and embellishments. Learn how to shape and stitch materials by using and understand basic stitches. To Understand and create Applique. To Understand and learn how to embroider and how to add embellishments such as beads or sequins

Applique




VOCABULARY	
Surface Decoration	Ornamenting the surface of a fabric or garment
Embroidery	The art or pastime of embroidering cloth. embellishment
Running Stitch	Running stitch is a simple embroidery stitch that is good for making dashed outlines and adding details to your embroidery. It's also the basis for Japanese sashiko embroidery .
Back Stitch	This basic stitch is likely to be the stitch you'll use the most. Backstitch is useful for any kind of outlining, but it's also a stitch that pairs well with other stitches, making it a key stitch to learn.
Chain Stitch	Chain stitch forms a row of linked stitches that really stands out.
French Knot	A common stitch to find in embroidery patterns, but it's also a good stitch to use when making a textured fill or other design elements.
Satin Stitch	A series of straight stitches worked next to each other.
Applique	Ornamental needlework in which pieces of fabric are sewn or stuck on to a larger piece to form a picture or pattern. (noun) decorate (a garment or larger piece of fabric) with pieces of fabric to form pictures or patterns (verb)


KEY QUESTIONS

What is surface decoration? Name 4 types of embroidery stitches? What is applique? What is hemming used for? How could fabric be embellished?

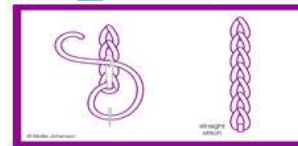
How To Work Back Stitch



How To Work Running Stitch



How To Work Chain Stitch



How To Work French Knot



How To Work Satin Stitch

